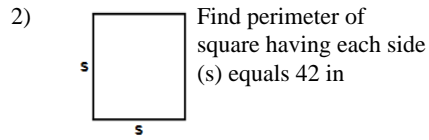
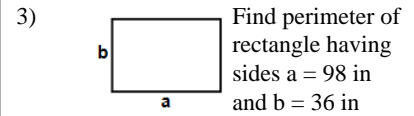


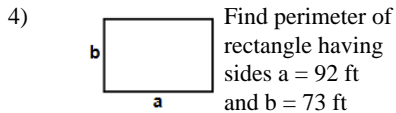
Answer: _____



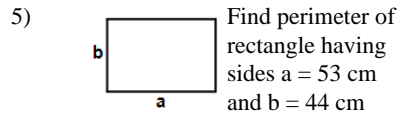
Answer: _____



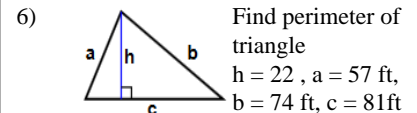
Answer: _____



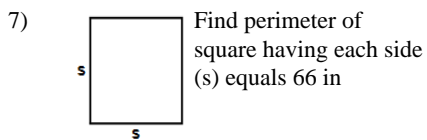
Answer: _____



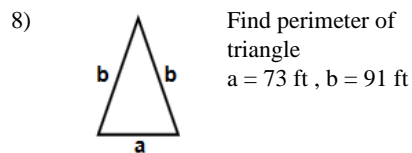
Answer: _____



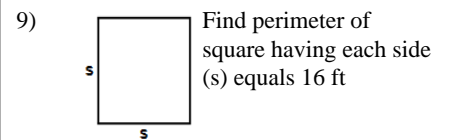
Answer: _____



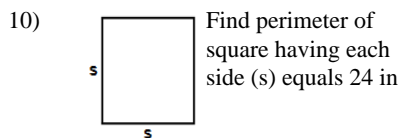
Answer: _____



Answer: _____



Answer: _____



Answer: _____

Total: ____ / 10

Name: _____

Sr: 02122020-1838

December 02, 2020

MATHS WORKSHEET

GENERATOR

11-PLUS
SATS
GCSES



Answers:

1) 216in

2) 168in

3) 268in

4) 330ft

5) 194cm

6) 212ft

7) 264in

8) 255ft

9) 64ft

10) 96in